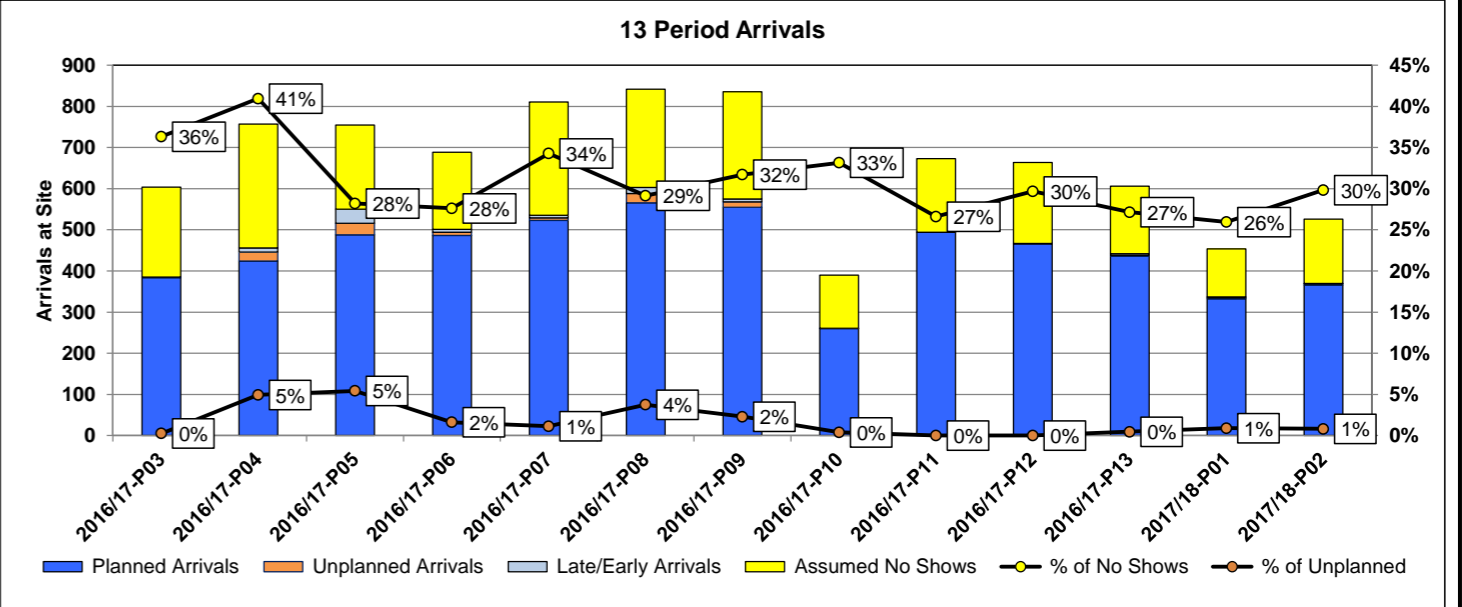
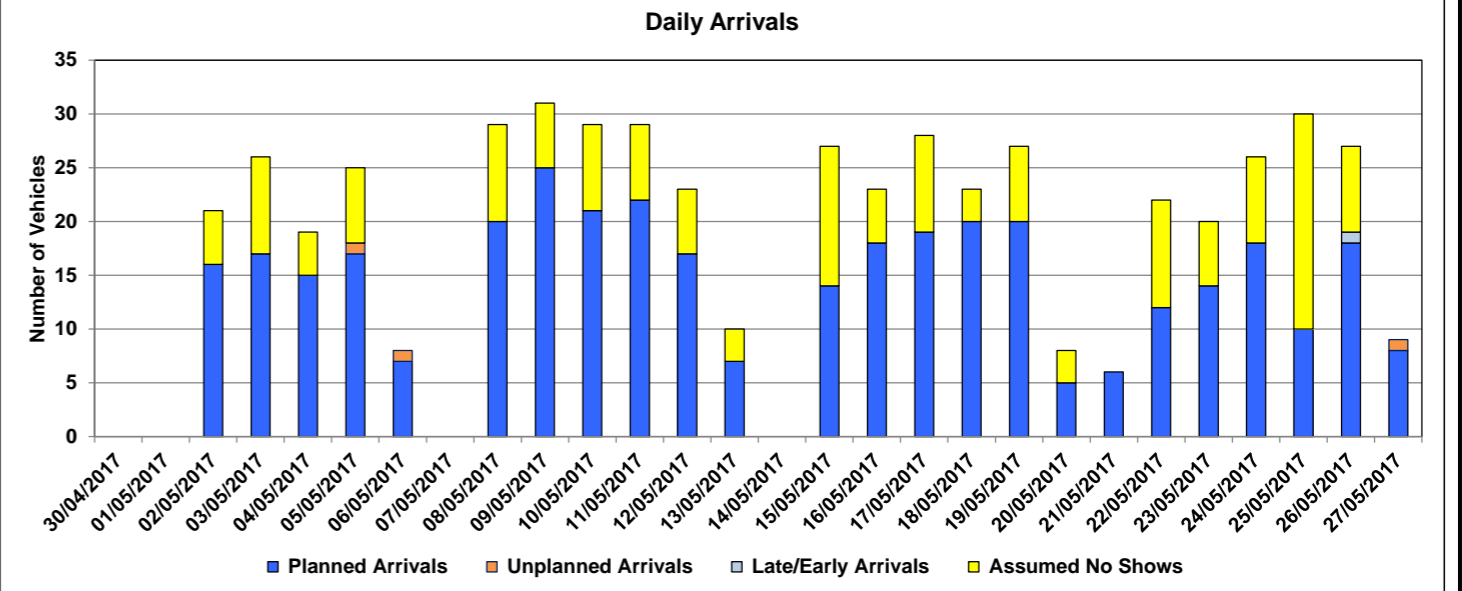
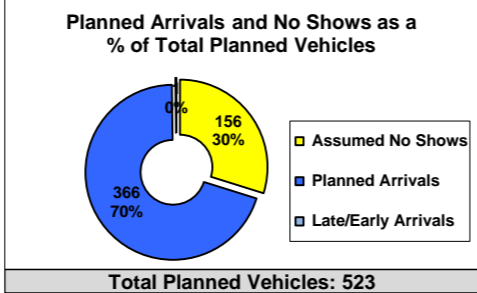
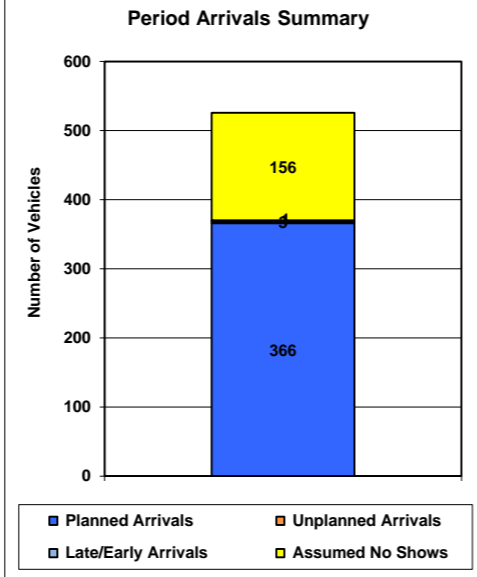




Periodic Logistics Review

(All) Site(s): (Multiple Items) Bond Street Station
 Period: 2017/18-P02

Date	Vehicles in Plan	Assumed No Shows	Planned Arrivals	Late/Early Arrivals	Unplanned Arrivals	Total Arrivals
30/04/2017	0	0	0	0	0	0
01/05/2017	0	0	0	0	0	0
02/05/2017	21	5	16	0	0	16
03/05/2017	26	9	17	0	0	17
04/05/2017	19	4	15	0	0	15
05/05/2017	24	7	17	0	1	18
06/05/2017	7	0	7	0	1	8
07/05/2017	0	0	0	0	0	0
08/05/2017	29	9	20	0	0	20
09/05/2017	31	6	25	0	0	25
10/05/2017	29	8	21	0	0	21
11/05/2017	29	7	22	0	0	22
12/05/2017	23	6	17	0	0	17
13/05/2017	10	3	7	0	0	7
14/05/2017	0	0	0	0	0	0
15/05/2017	27	13	14	0	0	14
16/05/2017	23	5	18	0	0	18
17/05/2017	28	9	19	0	0	19
18/05/2017	23	3	20	0	0	20
19/05/2017	27	7	20	0	0	20
20/05/2017	8	3	5	0	0	5
21/05/2017	6	0	6	0	0	6
22/05/2017	22	10	12	0	0	12
23/05/2017	20	6	14	0	0	14
24/05/2017	26	8	18	0	0	18
25/05/2017	30	20	10	0	0	10
26/05/2017	27	8	18	1	0	18
27/05/2017	8	0	8	0	1	9
Total	523	156	366	1	3	369
Percentages		30%	99%	0%	1%	



Comments:
 No comments

