






# CROSSRAIL CENTRAL SECTION SUB-CONSTRUCTION CERTIFICATE

This is Part 1 of 2


## CONTRACTOR STATEMENT

Contract Number: C435	Contract Deliverable No: C13.006	
Contract Name: Farringdon Station	Sub-Construction Cert: C435-BFK-C-CER-M123-50204	
Design Cert: N/A	Package Listing & Review Statement: see Part 2 of 2 of this document	
Contractor Name: BFK JV		
Name and location of element of construction: C435 Farringdon Station East Ticket Hall		
Precise limits covered by this certificate: BFB Subpackage 7 - Platform Reinstatement - Barbican Platform Reinstatement Works above SSL, including Blockwork and Drainage installation		
We certify that the named element of construction, within the limits stated above, has been constructed so as to comply with the relevant Works Information and contract specific data. The setting out, materials and workmanship used, including testing, are in compliance with the requirements of the <i>Contract</i> and the certified design as reflected in the marked up drawings referenced on the attached Part 2 of 2 of this document, the Package Listing, and that the element of works are complete, subject to the completion of the Works stated on the Consolidated Outstanding Works List as detailed in Section 7 of Part 2 of this document. [Strikeout and mark N/A if Not Applicable.]		
Signed 	For and on behalf of: BFK	
Name 	Position: AGENT	Date: 8/7/19

## Supervisor's Statement

I accept <b>Parts 1 and 2</b> of this Sub-Construction Certificate have been populated and signed by a competent individual and the following Defects have been identified in accordance with the <b>Outstanding Works List</b> identified in Section 7 of Part 2 of this document. [Strikeout if Not Applicable]	
Signed Name 	Date: 8/7/19

## Project Manager's Statement

I confirm acceptance of this Sub-Construction Certificate subject to the Outstanding Works List as noted above. [Strikeout if Not Applicable]	
Signed Name 	Date: 9/7/19



## CROSSRAIL CENTRAL SECTION SUB\*/CONSTRUCTION CERTIFICATE Part 2 of 2 or PACKAGE LISTING

Contract Deliverable No. SUB CONSTRUCTION NO: C435-BFK-C-CER-M123-50204 REV 1.0  
Part 2 of 2

Name and location of element of construction:  
BFB SUB Package 7 - Platform Reinstatement

Precise limits covered by this package (including temporary works left in place):  
**Barbican Platform Reinstatement Works Above SSL, including Blockwork and Drainage Installation**

THE FOLLOWING DOCUMENTS/RECORDS ARE SPECIFIC TO THESE WORKS		DO NOT DELETE "NOT APPLICABLE" ITEMS	
	Document Title	Document Number	Revision
<b>1</b>	<b>REFERENCE DOCUMENTS</b>		
	Whole Contract Construction Certificate	C435-BFK-C-CER-M123-50063	Current
	Construction Certificate	C435-BFK-C-CER-M123-50113	Current
<b>2</b>	<b>ASSURANCE RECORDS SPECIFIC TO THIS PACKAGE</b>		
	<b>Audit Reports</b>		
	Schedule of Audits	C435-BFK-O4-TSC-M123-50003	Current
	<b>Surveillance Reports</b>		
	Schedule of Surveillance	C435-BFK-O4-TSC-M123-50004	Current
	Inspection Report – ETH – Barbican Platform 3 Construction – Installation of Reinforcement	C435-BFK-O4-RGN-M123-51565	1.0
	<b>Competency Management Plan/Matrix</b>		
	Competency Management Plan	C435-BFK-O4-STP-M123-50003	5.0
	ETH-Schedule of Nominated Approved Personnel	C435-BFK-C-LRC-M123-50688	7.0
	<b>Certificates of Competency of Personnel Performing Work Affecting Conformity to Requirements (where specified)</b>	Not Applicable	
	Valid Subcontractor QMS Certification - ISO 9001: 2008	Not Applicable	
<b>3</b>	<b>DESIGN RECORDS</b>		
	Deliverable Design Records relevant to the Construction Certificate Package required by: Part 13 of the Works Information Volume 2B		
	<b>Register and Issue Record (RIR)</b>		
	C435 Documents and Drawings Register and Issue Record - ATK Drawings	C435-BFK-C-LRG-M123-50035	Current
	Architectural, Structural and MEP	C435-BFK-C-LRG-M123-50033	Current
	Miscellaneous Drawing Register (Permanent Works)	C435-BFK-C-LRG-M123-50025	Current
	<b>Conceptual Design Statement</b>	Not Applicable	
	<b>Design Certificates</b>	Not Applicable	
	<b>Designer CDM Risk Register</b>	Not Applicable	
	<b>Geotechnical Design or Technical Reports</b>	Not Applicable	
	<b>Surveys</b>	Not Applicable	
	<b>Detailed Designs</b>	Not Applicable	
	<b>Design Specifications</b>	Not Applicable	
	C435 Farringdon Crossrail Architectural Specification	C435-BFK-A-RSP-M123-50057	Current
	Farringdon Station - C435 Main Works Civils & Structural Specification	C136-SWN-C-RSP-M123-00004	6.0
	Minimum Assurance Requirements For C435 Drawings	C435-BFK-O-LRC-M123-50001	Current
	<b>F1 Atkins Drawings - As Built Drawings</b>		
	<b>ARCHITECTURAL</b>		
	Barbican Station Platform Reinstatement - General Arrangement Plan Platform Level - Platform 2 and 3	C435-BFK-A-DDA-M123_3-26060	
	Barbican Station Platform Reinstatement - General Arrangement Plan (1 of 2), Platform Level - Platforms 2 and 3	C435-BFK-A-DDA-M123_3-26061	
	Barbican Station Platform Reinstatement - General Arrangement Plan (2 of 2), Platform Level - Platform 2 and 3	C435-BFK-A-DDA-M123_3-26062	
	Barbican Station Platform Reinstatement - General Arrangement Plan (1 of 2) - Setting Out	C435-BFK-A-DDA-M123_3-26063	
	Barbican Station Platform Reinstatement - General Arrangement Plan (2 of 2) - Setting Out	C435-BFK-A-DDA-M123_3-26064	
	Barbican Station Platform Reinstatement General Arrangement Section A-A	C435-BFK-A-DDB-M123_Z-25017	
	Barbican Station Platform Reinstatement - General Arrangement Section B-B	C435-BFK-A-DDB-M123_Z-25018	
	Barbican Platform Reinstatement - General Arrangement Section C-C	C435-BFK-A-DDB-M123_Z-25019	
	Barbican Station Platform Reinstatement - Platform 3 Elevation	C435-BFK-A-DDC-M123_3-25929	
	Barbican Station Platform Reinstatement Platform Section Details 1 and 2 - (Sheet 1 of 3)	C435-BFK-A-DDD-M123_3-25100	
	Barbican Station Platform Reinstatement Platform Section Details 1 and 2 - (Sheet 2 of 3)	C435-BFK-A-DDD-M123_3-25101	
	Barbican Station Platform Reinstatement Platform Section Details 1 and 2 - (Sheet 3 of 3)	C435-BFK-A-DDD-M123_3-25102	
	Barbican Station Platform Reinstatement Architectural Specifications	C435-BFK-A-DDD-M123_3-25103	
	Barbican Station Platform Reinstatement Platform Edge Mesh Balustrade Details	C435-BFK-A-DDD-M123_Z-25176	
	<b>ELECTRICAL</b>		
	General Arrangement Plan - Electrical & Fire Alarm Layout Platform Level - Platforms 2 & 3	C435-BFK-E-DDA-M123_3-26507	
	Barbican Station - Platform Details	C435-BFK-E-DDD-M123_Z-26202	
	<b>STRUCTURAL</b>		
	Barbican Station Platform Reinstatement G.A Plan Showing Demolition Works Platform Level	C435-BFK-S-DDA-M123_3-41200	



# CROSSRAIL CENTRAL SECTION

## SUB\*/CONSTRUCTION CERTIFICATE Part 2 of 2 or

### PACKAGE LISTING

Contract Deliverable No. SUB CONSTRUCTION NO: C435-BFK-C-CER-M123-50204 REV 1.0  
Part 2 of 2

Name and location of element of construction:  
BFB SUB Package 7 - Platform Reinstatement

Precise limits covered by this package (including temporary works left in place):  
**Barbican Platform Reinstatement Works Above SSL, including Blockwork and Drainage Installation**

THE FOLLOWING DOCUMENTS/RECORDS ARE SPECIFIC TO THESE WORKS		DO NOT DELETE "NOT APPLICABLE" ITEMS	
Document Title	Document Number	Revision	
Barbican Station Reinstatement General Arrangement Plan - Platform 2 & 3 Existing Foundation Underpinning Layout	C435-BFK-S-DDA-M123_3-41210		
Barbican Station Reinstatement Platform 2 & 3 Existing Foundation Underpinning Layout (1 of 2)	C435-BFK-S-DDA-M123_3-41211		
Barbican Station Reinstatement Platform 2 & 3 Existing Foundation Underpinning Layout (2 of 2)	C435-BFK-S-DDA-M123_3-41212		
Barbican Station Reinstatement General Arrangement Plan Platform 2 & 3 Foundation Layout	C435-BFK-S-DDA-M123_3-41220		
Barbican Station Reinstatement Platform 2 & 3 Foundation Layout (1 of 2)	C435-BFK-S-DDA-M123_3-41221		
Barbican Station Reinstatement Platform 2 & 3 Foundation Layout (2 of 2)	C435-BFK-S-DDA-M123_3-41222		
Barbican Station Reinstatement General Arrangement Plan - Platform 2 & 3 Platform Level Layout	C435-BFK-S-DDA-M123_3-41230		
Barbican Station Reinstatement Platform 2 & 3 Platform Level Layout (1 of 2)	C435-BFK-S-DDA-M123_3-41231		
Barbican Station Reinstatement Platform 2 & 3 Platform Level Layout (2 of 2)	C435-BFK-S-DDA-M123_3-41232		
Barbican Station Reinstatement General Arrangement Plan - Platform 2 & 3 Drainage Layout - Platform Level	C435-BFK-S-DDA-M123_3-41240		
Barbican Station Reinstatement Platform 2 & 3 Drainage Layout Platform Level (1 of 2)	C435-BFK-S-DDA-M123_3-41241		
Barbican Station Reinstatement Platform 2 & 3 Drainage Layout Platform Level (2 of 2)	C435-BFK-S-DDA-M123_3-41242		
Barbican Station Reinstatement General Arrangement Plan - Platform 2 & 3 Setting Out C435	C435-BFK-S-DDA-M123_3-41250		
Barbican Station Reinstatement Platform 2 & 3 Setting Out (1 of 2) C435	C435-BFK-S-DDA-M123_3-41251		
Barbican Station Reinstatement Platform 2 & 3 Setting Out (2 of 2) C435	C435-BFK-S-DDA-M123_3-41252		
Barbican Station Reinstatement, Platform 2 & 3, Slab Reinforcement Plan & Details, C435	C435-BFK-S-DDA-M123_3-41260		
Barbican Station Platform Reinstatement, GA Plan Showing Demolition Works Platform 2 and 3	C435-BFK-S-DDA-M123_Z-40020		
Barbican Station Platform Reinstatement General Notes Sheet 1	C435-BFK-S-DDD-M123_Z-40050		
Barbican Station Reinstatement - Existing Foundation Underpinning Layout	C435-BFK-S-DDA-M123_Z-41200		
Barbican Station Reinstatement - Foundation Layout - Sheet 1 of 2	C435-BFK-S-DDA-M123_Z-41201		
Barbican Station Reinstatement - Foundation Layout - Sheet 2 of 2	C435-BFK-S-DDA-M123_Z-41202		
Barbican Station Reinstatement - Platform Level Layout - Sheet 1 of 2	C435-BFK-S-DDA-M123_Z-41203		
Barbican Station Reinstatement - Platform Level Layout - Sheet 2 of 2	C435-BFK-S-DDA-M123_Z-41204		
Barbican Station Reinstatement Platforms 2 & 3 Platform Sections - Sheet 1 of 2	C435-BFK-S-DDB-M123_Z-41201		
Barbican Station Reinstatement Platforms 2 & 3 Platform Sections - Sheet 2 of 2	C435-BFK-S-DDB-M123_Z-41202		
Barbican Station Reinstatement - Platform Sections	C435-BFK-S-DDB-M123_Z-42201		
Barbican Station Reinstatement Platforms 2 & 3 Details	C435-BFK-S-DDD-M123_Z-41200		
Barbican Station Reinstatement, Platforms 2 & 3, Details - Sheet 2, C435	C435-BFK-S-DDD-M123_Z-41201		
Barbican Station Reinstatement Platforms 2 & 3 Drainage Details	C435-BFK-S-DDD-M123_Z-41250		
<b>4 CONSTRUCTION/INSTALLATION RECORDS</b>			
<b>Deliverable Construction Records relevant to the Construction Certificate Package required by: Part 13 of the Works Information Volume 2B</b>			
<b>4A General Construction Records</b>			
<b>Working Drawings (Issued for Construction C0#)</b>			
<b>ARCHITECTURAL</b>	Redline - Yes, Asbuilts - Yes(By C435)		
Barbican Station Platform Reinstatement - General Arrangement Plan Platform Level - Platform 2 and 3	C435-BFK-A-DDA-M123_3-26060		P07
Barbican Station Platform Reinstatement - General Arrangement Plan (1 of 2), Platform Level - Platforms 2 and 3	C435-BFK-A-DDA-M123_3-26061		P06
Barbican Station Platform Reinstatement - General Arrangement Plan (2 of 2), Platform Level - Platform 2 and 3	C435-BFK-A-DDA-M123_3-26062		P06
Barbican Station Platform Reinstatement - General Arrangement Plan (1 of 2) - Setting Out	C435-BFK-A-DDA-M123_3-26063		P06
Barbican Station Platform Reinstatement - General Arrangement Plan (2 of 2) - Setting Out	C435-BFK-A-DDA-M123_3-26064		P06
Barbican Station Platform Reinstatement General Arrangement Section A-A	C435-BFK-A-DDB-M123_Z-25017		P05
Barbican Station Platform Reinstatement - General Arrangement Section B-B	C435-BFK-A-DDB-M123_Z-25018		P05
Barbican Platform Reinstatement - General Arrangement Section C-C	C435-BFK-A-DDB-M123_Z-25019		P05
Barbican Station Platform Reinstatement - Platform 3 Elevation	C435-BFK-A-DDC-M123_3-25929		P05
Barbican Station Platform Reinstatement Platform Section Details 1 and 2 - Sheet 1 of 3	C435-BFK-A-DDD-M123_3-25100		P03
Barbican Station Platform Reinstatement Platform Section Details 1 and 2 - Sheet 2 of 3	C435-BFK-A-DDD-M123_3-25101		P04
Barbican Station Platform Reinstatement Platform Section Details 1 and 2 - Sheet 3 of 3	C435-BFK-A-DDD-M123_3-25102		P03
Barbican Station Platform Reinstatement Architectural Specifications	C435-BFK-A-DDD-M123_3-25103		P04
Barbican Station Platform Reinstatement Platform Edge Mesh Balustrade Details	C435-BFK-A-DDD-M123_Z-25176		P06



## CROSSRAIL CENTRAL SECTION SUB\*/CONSTRUCTION CERTIFICATE Part 2 of 2 or PACKAGE LISTING

Contract Deliverable No. SUB CONSTRUCTION NO: C435-BFK-C-CER-M123-50204 REV 1.0  
Part 2 of 2

Name and location of element of construction:

BFB SUB Package 7 - Platform Reinstatement

Precise limits covered by this package (including temporary works left in place):

**Barbican Platform Reinstatement Works Above SSL, including Blockwork and Drainage Installation**

THE FOLLOWING DOCUMENTS/RECORDS ARE SPECIFIC TO THESE WORKS		DO NOT DELETE "NOT APPLICABLE" ITEMS	
Document Title	Document Number	Revision	
<b>ELECTRICAL</b>			
General Arrangement Plan - Electrical & Fire Alarm Layout Platform Level - Platforms 2 & 3	C435-BFK-E-DDA-M123_3-26507	P05	
Barbican Station - Platform Details	C435-BFK-E-DDD-M123_Z-26202	P05	
<b>STRUCTURAL</b>			
Barbican Station Platform Reinstatement G.A Plan Showing Demolition Works Platform Level	C435-BFK-S-DDA-M123_3-41200	P07	
Barbican Station Reinstatement General Arrangement Plan - Platform 2 & 3 Existing Foundation Underpinning Layout	C435-BFK-S-DDA-M123_3-41210	P08	
Barbican Station Reinstatement Platform 2 & 3 Existing Foundation Underpinning Layout (1 of 2)	C435-BFK-S-DDA-M123_3-41211	P08	
Barbican Station Reinstatement Platform 2 & 3 Existing Foundation Underpinning Layout (2 of 2)	C435-BFK-S-DDA-M123_3-41212	P08	
Barbican Station Reinstatement General Arrangement Plan Platform 2 & 3 Foundation Layout	C435-BFK-S-DDA-M123_3-41220	P08	
Barbican Station Reinstatement Platform 2 & 3 Foundation Layout (1 of 2)	C435-BFK-S-DDA-M123_3-41221	P08	
Barbican Station Reinstatement Platform 2 & 3 Foundation Layout (2 of 2)	C435-BFK-S-DDA-M123_3-41222	P08	
Barbican Station Reinstatement General Arrangement Plan - Platform 2 & 3 Platform Level Layout	C435-BFK-S-DDA-M123_3-41230	P09	
Barbican Station Reinstatement Platform 2 & 3 Platform Level Layout (1 of 2)	C435-BFK-S-DDA-M123_3-41231	P09	
Barbican Station Reinstatement Platform 2 & 3 Platform Level Layout (2 of 2)	C435-BFK-S-DDA-M123_3-41232	P08	
Barbican Station Reinstatement General Arrangement Plan - Platform 2 & 3 Drainage Layout - Platform Level	C435-BFK-S-DDA-M123_3-41240	P08	
Barbican Station Reinstatement Platform 2 & 3 Drainage Layout Platform Level (1 of 2)	C435-BFK-S-DDA-M123_3-41241	P08	
Barbican Station Reinstatement Platform 2 & 3 Drainage Layout Platform Level (2 of 2)	C435-BFK-S-DDA-M123_3-41242	P08	
Barbican Station Reinstatement General Arrangement Plan - Platform 2 & 3 Setting Out C435	C435-BFK-S-DDA-M123_3-41250	P04	
Barbican Station Reinstatement Platform 2 & 3 Setting Out (1 of 2) C435	C435-BFK-S-DDA-M123_3-41251	P04	
Barbican Station Reinstatement Platform 2 & 3 Setting Out (2 of 2) C435	C435-BFK-S-DDA-M123_3-41252	P03	
Barbican Station Reinstatement, Platform 2 & 3, Slab Reinforcement Plan & Details, C435	C435-BFK-S-DDA-M123_3-41260	P02	
Barbican Station Platform Reinstatement, GA Plan Showing Demolition Works Platform 2 and 3	C435-BFK-S-DDA-M123_Z-40020	P01	
Barbican Station Platform Reinstatement General Notes Sheet 1	C435-BFK-S-DDD-M123_Z-40050	P07	
Barbican Station Reinstatement - Existing Foundation Underpinning Layout	C435-BFK-S-DDA-M123_Z-41200	P01	
Barbican Station Reinstatement - Foundation Layout - Sheet 1 of 2	C435-BFK-S-DDA-M123_Z-41201	P01	
Barbican Station Reinstatement - Foundation Layout - Sheet 2 of 2	C435-BFK-S-DDA-M123_Z-41202	P01	
Barbican Station Reinstatement - Platform Level Layout - Sheet 1 of 2	C435-BFK-S-DDA-M123_Z-41203	P01	
Barbican Station Reinstatement - Platform Level Layout - Sheet 2 of 2	C435-BFK-S-DDA-M123_Z-41204	P01	
Barbican Station Reinstatement Platforms 2 & 3 Platform Sections - Sheet 1 of 2	C435-BFK-S-DDB-M123_Z-41201	P08	
Barbican Station Reinstatement Platforms 2 & 3 Platform Sections - Sheet 2 of 2	C435-BFK-S-DDB-M123_Z-41202	P09	
Barbican Station Reinstatement - Platform Sections	C435-BFK-S-DDB-M123_Z-42201	P01	
Barbican Station Reinstatement Platforms 2 & 3 Details	C435-BFK-S-DDD-M123_Z-41200	P06	
Barbican Station Reinstatement, Platforms 2 & 3, Details - Sheet 2, C435	C435-BFK-S-DDD-M123_Z-41201	P02	
Barbican Station Reinstatement Platforms 2 & 3 Drainage Details	C435-BFK-S-DDD-M123_Z-41250	P05	
		P07	
<b>Material Proposal Schedule</b>			
Material Proposal Schedule-CIV/LS	C435-BFK-C-TSC-M123-50027		Current
<b>Material Compliance Records/Approvals</b>			
<b>Reinforcement /Metalwork</b>			
Black Annealed Tying Wire	C435-BFK-C-LRC-M123-50141		3.0
Metal Waterbar	C435-BFK-C-LRC-M123-50167		2.0
Archel Mittal Steel Reinforcement	C435-BFK-C-LRC-M123-50369		1.0
Rainham Steel - Steel Reinforcement	C435-BFK-C-LRC-M123-50370		2.0
Galvanising	C435-BFK-C-LRC-M123-50740		2.0
Carbon Steel S275-S355 for Metalwork	C435-BFK-C-LRC-M123-50745		2.0
<b>Concrete</b>			
Concrete SL2 10mm Bow	C435-BFK-C-LRC-M123-50657		3.0
C1/C2 10mm Concrete Bow	C435-BFK-C-LRC-M123-50658		3.0
<b>Miscellaneous</b>			
FSC Certified Timber - Temporary	C435-BFK-C-LRC-M123-50135		2.0
Concrete spacer blocks	C435-BFK-C-LRC-M123-50147		2.0
Hilti Hit-HY 200-A	C435-BFK-C-LRC-M123-50154		4.0
Conbextra GP (Grout)	C435-BFK-C-LRC-M123-50160		5.0
Fosroc Renderoc HB45	C435-BFK-C-LRC-M123-50245		3.0
SikaProof A 12	C435-BFK-C-LRC-M123-50282		2.0
Dywidag bar (all sizes) and Components	C435-BFK-C-LRC-M123-50488		1.0
Bitumen impregnated Softboard	C435-BFK-C-LRC-M123-50687		1.0
Dufaylite Clayboard with VoidPak system	C435-BFK-C-LRC-M123-50698		1.0
Lafarge (Tarmac) Sharp Sand	C435-BFK-C-LRC-M123-50873		2.0



## CROSSRAIL CENTRAL SECTION SUB\*/CONSTRUCTION CERTIFICATE Part 2 of 2 or PACKAGE LISTING

Contract Deliverable No. SUB CONSTRUCTION NO: C435-BFK-C-CER-M123-50204 REV 1.0  
Part 2 of 2

Name and location of element of construction:  
BFB SUB Package 7 - Platform Reinstatement

Precise limits covered by this package (including temporary works left in place):  
**Barbican Platform Reinstatement Works Above SSL, including Blockwork and Drainage Installation**

THE FOLLOWING DOCUMENTS/RECORDS ARE SPECIFIC TO THESE WORKS		DO NOT DELETE "NOT APPLICABLE" ITEMS	
Document Title	Document Number	Revision	
Capital Valley Plastics Damp-Proof Membrane	C435-BFK-C-LRC-M123-50911	1.0	
Plascon Dense Aggregate Blocks	C435-BFK-C-LRC-M123-51043	2.0	
Aco Channel and drainage pipe	C435-BFK-C-LRC-M123-51044	1.0	
ETH Barbican Ducting	C435-BFK-C-LRC-M123-51046	1.0	
ETH Barbican Permascreed	C435-BFK-C-LRC-M123-51063	1.0	
IKO Glass Fibre Underlay	C435-BFK-C-LRC-M123-51064	1.0	
Permapark Surfacing System	C435-BFK-C-LRC-M123-51065	1.0	
IKOpro High Bond Primer	C435-BFK-C-LRC-M123-51072	1.0	
Tactile Paving	C435-BFK-C-LRCLM123-51078	1.0	
ETH Barbican - DensoBand	C435-BFK-C-LRC-M123-51079	1.0	
Radflex 125 Movement Joint	C435-BFK-C-LRC-M123-51080	1.0	
Bondglass Voss 15 year LUL Approved Yellow and White Paint	C435-BFK-C-LRC-M123-51084	1.0	
ETH Barbican - 20mm Shingle	C435-BFK-C-LRC-M123-51085	1.0	
Abacus Lamp Posts	C435-BFK-C-LRC-M123-51087	1.0	
Forsoec Hydrocell XL & Fosroc Nitoseal MBN	C435-BFK-C-LRC-M123-51089	1.0	
Premier Reclaimed Bricks	C435-BFK-C-LRCLM123-51104	1.0	
Howe Green 7500 series access hatches	C435-BFK-X-LRC-M123-51104	1.0	
ETH - Thioflex 600 Gun Grade	C435-BFK-X-LRC-M123-51196	1.0	
<b>Benchmark and Prototype Acceptance</b>	<b>Not Applicable</b>		
<b>Factory Acceptance Test Reports</b>	<b>Not Applicable</b>		
<b>Inspection &amp; Test Plans</b>			
Barbican Platform 3 Construction	C435-BFK-C-ITP-M123-50439	4.0	
Screed and Tarmac Barbican Platform 3	C435-BFK-C-ITP-M123-50443	2.0	
<b>ITP Deliverable Records Packages</b>			
Inspection and Test Records/Reports – Sub Package BFB 7 - ETH – Barbican BFB – Platform Reinstatement	C435-BFK-C-LRC-M123-51146	1.0	
<b>Construction Method Statements</b>			
ETH - Barbican Platform Reinstatement	C435-BFK-C-GMS-M123-50482	1.0	
Method Statement - ETH - Barbican Platform Reinstatement works above SSL	C435-BFK-C-GMS-M123-50485	2.0	
Site Activity Plan - ETH – Precast, Blockwork and drainage installation Barbican Platform	C435-BFK-C-STP-M123-52271	1.0	
<b>Lift Plan</b>			
Lift Plan - Liebherr 160 HC-L Tower Crane	C435-BFK-C-RGN-M123-50316	10.0	
55t Mobile Crane	C435-BFK-C-STP-M123-50266	2.0	
<b>Short Notice Changes (SNC)</b>			
ETH Barbican - In situ concrete for Barbican Platform 3	C435-BFK-C-CCN-M123-51522	1.0	
ETH Barbican Hot Works Control Procedure	C435-BFK-C-CCN-M123-51536	1.0	
ETH - Works within the disused tracks at Barbican	C435-BFK-C-CCN-M123-51559	1.0	
<b>Change Request notices (PMIs)</b>			
C435 - ETH - Re-instatement of Barbican platform 2/3	C435-PMI-00880		
ETH - Further Barbican Platform 2/3 Re-instatement Works	C435-PMI-01078		
ETH - Barbican Platform 2/3 Re-instatement Works	C435-PMI-01118		
<b>Requests for Information (RFIs)</b>			
ETH - Barbican Platform Reinstatement Checking Category	C435-RFI-004584	Closed	
ETH - Barbican Platform Reinstatement Street Furniture Fixings	C435-RFI-004585	Closed	
ETH - Barbican Platform Reinstatement CDS	C435-RFI-004586	Closed	
STW Barbican Platform Reinstatement - Barrier Line Load	C435-RFI-004595	Closed	
STW Barbican Platform Reinstatement - Service Trench under Hayne Street Bridge	C435-RFI-004596	Closed	
STW Barbican Platform Reinstatement - Platform edge overhang and services routes	C435-RFI-004597	Closed	
STW Barbican Platform Reinstatement - Hayne Street Bridge foundation details adjacent to ETH	C435-RFI-004601	Closed	
MEP Barbican Fire Alarm Interfaces	C435-RFI-004612	Closed	
ETH - Re-instatement of Barbican	C435-RFI-004636	Closed	
STW - Barbican Platform Reinstatement Service Ducts	C435-RFI-004655	Closed	
ETH - Barbican end of platform	C435-RFI-004732	Closed	
STW Barbican Platform Alignment Confirmation	C435-RFI-004768	Closed	
Barbican Reinstatement - Use of Stainless steel pipe rather than HDPE	C435-RFI-004829	Closed	
ETH - Barbican - Existing Manholes to be backfilled	C435-RFI-004954	Closed	
ETH - Signage - Barbican Platform Roundel	C435-RFI-005111	Closed	
ETH Barbican - Roundels location Clarification	C435-RFI-005112	Closed	
ETH Barbican - Hoarding Under Haynes Street Bridge Clarification	C435-RFI-005123	Closed	



## CROSSRAIL CENTRAL SECTION SUB\*/CONSTRUCTION CERTIFICATE Part 2 of 2 or PACKAGE LISTING

Contract Deliverable No. SUB CONSTRUCTION NO: C435-BFK-C-CER-M123-50204 REV 1.0  
Part 2 of 2

Name and location of element of construction:  
BFB SUB Package 7 - Platform Reinstatement

Precise limits covered by this package (including temporary works left in place):  
**Barbican Platform Reinstatement Works Above SSL, including Blockwork and Drainage Installation**

THE FOLLOWING DOCUMENTS/RECORDS ARE SPECIFIC TO THESE WORKS		DO NOT DELETE "NOT APPLICABLE" ITEMS	
Document Title	Document Number	Revision	
<b>Field Change Documents (FCDs)</b>			
ETH - Barbican Pile cap to be broken out	C435-FCD-003110	Closed	
ETH - Barbican Use of P status drawing for foundations and blockwork	C435-FCD-003113	Closed	
ETH - Barbican - Use of draft drawing In Construction of Barbican Platform	C435-FCD-003201	Closed	
ETH Barbican - Use of RMD superslim 90 degree angle to support platform edge at pile cap area	C435-FCD-003254	Closed	
ETH Barbican Platform - Use of Atkins sketch for Insitu concrete slab design	C435-FCD-003264	Closed	
ETH Barbican Platform - Use of Atkins sketch for Slab RC rebar detail	C435-FCD-003273	Closed	
ETH - Barbican - Use of draft drawing in construction of Barbican Platform DRIR 50035 Rev21	C435-FCD-003317	Closed	
ETH Barbican Platform - Lamp post specification	C435-FCD-003336	Closed	
ETH Barbican - Use of P status drawings under DRIR 50035 Rev 24 for Redline	C435-FCD-003499	Closed	
ETH Barbican post mounted roundels	C435-FCD-003610	Closed	
ETH Barbican - Platform alignment clarification	C435-FCD-003639	Closed	
ETH Barbican Roundel - Fabrication	C435-FCD-003726	Closed	
<b>Non-Conformance Reports and Notification of Defects (NCRs)</b>			
ETH - Barbican - Flood Pre-cast Plank Issues	C435-NCR-002785	Closed	
ETH - Barbican Use of Shingle without approved MCR	C435-NCR-002821	Closed	
ETH-Lighting plinths poured without Pre-pour check sheet	C435-NCR-002834	Closed	
ETH Barbican Platform - Pour 2 (Under Hayne street bridge) poured to incorrect level	C435-NCR-002838	Closed	
ETH Barbican - Documentation not in place before works carried out	C435-NCR-002851	Closed	
ETH Barbican - Poor Workmanship of Permascreed/Permapark works	C435-NCR-002863	Closed	
ETH Barbican - Incorrect Isolation joint width in the blockwork	C435-NCR-002993	Closed	
<b>Technical Reports</b>			
<b>Settlement / Damage Reports (Building or Structural)</b>	Not Applicable		
<b>Archaeological and Historical Building Reports</b>	Not Applicable		
<b>Surveys (e.g. CCTV Surveys)</b>	Not Applicable		
<b>Third Party Required Records / Certificates of Acceptance</b>			
Highways Agency	Not Applicable		
Local Authority	Not Applicable		
S61 Consent Application - City of London - Farringdon ETH	C435-BFK-T1-NOX-M123-50149	1.0	
Noise & Vibration Management Plan	C435-BFK-T1-STP-M123-50011	8.0	
Gas	Not Applicable		
Electricity	Not Applicable		
Water	Not Applicable		
Consent - Thames Water Discharge - site wide ground water	C435-BFK-T1-NOX-M123-50008	2.0	
Telecomms	Not Applicable		
DLR	Not Applicable		
LUL			
Work Package Plan -LUL	C435-BFK-C-STP-M123-50003	8.0	
Tall Plant Concession	C435-BFK-C-QSV-M123-50001	4.0	
LONO - ETH Barbican Platform Reinstatement	C435-LU-C-CIL-M123_SIO01-50001		
LU LONO Barbican Platform 3 Reinstatement Works	C435-LU-A-CIL-M123-50006		
LO	Not Applicable		
TfL / RfL	Not Applicable		
NR	Not Applicable		
Building Controls (CRL or Other)	Not Applicable		
<b>Revision X0# Red Line Marked up Drawings</b>			
<b>ARCHITECTURAL</b>			
Barbican Station Platform Reinstatement - General Arrangement Plan Platform Level - Platform 2 and 3	C435-BFK-A-DDA-M123_3-26060	X01	
Barbican Station Platform Reinstatement - General Arrangement Plan (1 of 2), Platform Level - Platforms 2 and 3	C435-BFK-A-DDA-M123_3-26061	X01	
Barbican Station Platform Reinstatement - General Arrangement Plan (2 of 2), Platform Level - Platform 2 and 3	C435-BFK-A-DDA-M123_3-26062	X01	
Barbican Station Platform Reinstatement - General Arrangement Plan (1 of 2) - Setting Out	C435-BFK-A-DDA-M123_3-26063	X01	
Barbican Station Platform Reinstatement - General Arrangement Plan (2 of 2) - Setting Out	C435-BFK-A-DDA-M123_3-26064	X01	
Barbican Station Platform Reinstatement General Arrangement Section A-A	C435-BFK-A-DBB-M123_Z-25017	X01	
Barbican Station Platform Reinstatement - General Arrangement Section B-B	C435-BFK-A-DBB-M123_Z-25018	X01	
Barbican Platform Reinstatement - General Arrangement Section C-C	C435-BFK-A-DBB-M123_Z-25019	X01	
Barbican Station Platform Reinstatement - Platform 3 Elevation	C435-BFK-A-DDC-M123_3-25929	X01	
Barbican Station Platform Reinstatement Platform Section Details 1 and 2 - Sheet 1 of 3	C435-BFK-A-DDD-M123_3-25100	X01	
Barbican Station Platform Reinstatement Platform Section Details 1 and 2 - Sheet 2 of 3	C435-BFK-A-DDD-M123_3-25101	X01	
Barbican Station Platform Reinstatement Platform Section Details 1 and 2 - Sheet 3 of 3	C435-BFK-A-DDD-M123_3-25102	X01	
Barbican Station Platform Reinstatement Architectural Specifications	C435-BFK-A-DDD-M123_3-25103	X01	
Barbican Station Platform Reinstatement Platform Edge Mesh Balustrade Details	C435-BFK-A-DDD-M123_Z-25176	X01	



# CROSSRAIL CENTRAL SECTION

## SUB\*/CONSTRUCTION CERTIFICATE Part 2 of 2 or PACKAGE LISTING

Contract Deliverable No. SUB CONSTRUCTION NO: C435-BFK-C-CER-M123-50204 REV 1.0  
Part 2 of 2

Name and location of element of construction:  
BFB SUB Package 7 - Platform Reinstatement

Precise limits covered by this package (including temporary works left in place):  
**Barbican Platform Reinstatement Works Above SSL, including Blockwork and Drainage Installation**

THE FOLLOWING DOCUMENTS/RECORDS ARE SPECIFIC TO THESE WORKS		DO NOT DELETE "NOT APPLICABLE" ITEMS	
Document Title	Document Number	Revision	
<b>ELECTRICAL</b>			
General Arrangement Plan - Electrical & Fire Alarm Layout Platform Level - Platforms 2 & 3	C435-BFK-E-DDA-M123_3-26507		
Barbican Station - Platform Details	C435-BFK-E-DDD-M123_Z-26202		
<b>STRUCTURAL</b>			
Barbican Station Platform Reinstatement G.A Plan Showing Demolition Works Platform Level	C435-BFK-S-DDA-M123_3-41200	X01	
Barbican Station Reinstatement General Arrangement Plan - Platform 2 & 3 Existing Foundation Underpinning Layout	C435-BFK-S-DDA-M123_3-41210	X01	
Barbican Station Reinstatement Platform 2 & 3 Existing Foundation Underpinning Layout (1 of 2)	C435-BFK-S-DDA-M123_3-41211	X01	
Barbican Station Reinstatement Platform 2 & 3 Existing Foundation Underpinning Layout (2 of 2)	C435-BFK-S-DDA-M123_3-41212	X01	
Barbican Station Reinstatement General Arrangement Plan Platform 2 & 3 Foundation Layout	C435-BFK-S-DDA-M123_3-41220	X01	
Barbican Station Reinstatement Platform 2 & 3 Foundation Layout (1 of 2)	C435-BFK-S-DDA-M123_3-41221	X01	
Barbican Station Reinstatement Platform 2 & 3 Foundation Layout (2 of 2)	C435-BFK-S-DDA-M123_3-41222	X01	
Barbican Station Reinstatement General Arrangement Plan - Platform 2 & 3 Platform Level Layout	C435-BFK-S-DDA-M123_3-41230	X01	
Barbican Station Reinstatement Platform 2 & 3 Platform Level Layout (1 of 2)	C435-BFK-S-DDA-M123_3-41231	X01	
Barbican Station Reinstatement Platform 2 & 3 Platform Level Layout (2 of 2)	C435-BFK-S-DDA-M123_3-41232	X01	
Barbican Station Reinstatement General Arrangement Plan - Platform 2 & 3 Drainage Layout - Platform Level	C435-BFK-S-DDA-M123_3-41240	X01	
Barbican Station Reinstatement Platform 2 & 3 Drainage Layout Platform Level (1 of 2)	C435-BFK-S-DDA-M123_3-41241	X01	
Barbican Station Reinstatement Platform 2 & 3 Drainage Layout Platform Level (2 of 2)	C435-BFK-S-DDA-M123_3-41242	X01	
Barbican Station Reinstatement General Arrangement Plan - Platform 2 & 3 Setting Out C435	C435-BFK-S-DDA-M123_3-41250	X01	
Barbican Station Reinstatement Platform 2 & 3 Setting Out (1 of 2) C435	C435-BFK-S-DDA-M123_3-41251	X01	
Barbican Station Reinstatement Platform 2 & 3 Setting Out (2 of 2) C435	C435-BFK-S-DDA-M123_3-41252	X01	
Barbican Station Reinstatement, Platform 2 & 3, Slab Reinforcement Plan & Details, C435	C435-BFK-S-DDA-M123_3-41260	X01	
Barbican Station Platform Reinstatement, GA Plan Showing Demolition Works Platform 2 and 3	C435-BFK-S-DDA-M123_Z-40020	X01	
Barbican Station Platform Reinstatement General Notes Sheet 1	C435-BFK-S-DDD-M123_Z-40050	X01	
Barbican Station Reinstatement - Existing Foundation Underpinning Layout	C435-BFK-S-DDA-M123_Z-41200	X01	
Barbican Station Reinstatement - Foundation Layout - Sheet 1 of 2	C435-BFK-S-DDA-M123_Z-41201	X01	
Barbican Station Reinstatement - Foundation Layout - Sheet 2 of 2	C435-BFK-S-DDA-M123_Z-41202	X01	
Barbican Station Reinstatement - Platform Level Layout - Sheet 1 of 2	C435-BFK-S-DDA-M123_Z-41203	X01	
Barbican Station Reinstatement - Platform Level Layout - Sheet 2 of 2	C435-BFK-S-DDA-M123_Z-41204	X01	
Barbican Station Reinstatement Platforms 2 & 3 Platform Sections - Sheet 1 of 2	C435-BFK-S-DDB-M123_Z-41201	X01	
Barbican Station Reinstatement Platforms 2 & 3 Platform Sections - Sheet 2 of 2	C435-BFK-S-DDB-M123_Z-41202	X01	
Barbican Station Reinstatement - Platform Sections	C435-BFK-S-DDB-M123_Z-42201	X01	
Barbican Station Reinstatement Platforms 2 & 3 Details	C435-BFK-S-DDD-M123_Z-41200	X01	
Barbican Station Reinstatement, Platforms 2 & 3, Details - Sheet 2, C435	C435-BFK-S-DDD-M123_Z-41201	X01	
Barbican Station Reinstatement Platforms 2 & 3 Drainage Details	C435-BFK-S-DDD-M123_Z-41250	X01	
<b>Health and Safety File as defined in the Handover Information Package</b>	C435-BFK-Z7-RGN-M123-50041		
<b>4B Tunnelling Records:</b>			
Tunnelling / TBM ITP Deliverable Records Package	Not Applicable		
Tunnel Alignment and Wriggle Survey	Not Applicable		
Ring Grouting Records	Not Applicable		
Pre-cast Concrete Segment Casting Records	Not Applicable		
Pre-Cast Concrete Ring Placement Records	Not Applicable		
Pre-Cast Concrete Ring Core Records	Not Applicable		
Pre-Cast Concrete Ring Repair Records	Not Applicable		
Invert Bar Reinforcement Records	Not Applicable		
Spheroidal Graphite Iron Segment Casting Records	Not Applicable		
Spheroidal Graphite Iron Ring Placement Records	Not Applicable		
Spheroidal Graphite Iron Segment Repair Records	Not Applicable		
<b>4C Sprayed Concrete Lining (SCL) Records:</b>			
SCL Construction Management Plan	Not Applicable		
SCL Key Personnel and Nozzlemen	Not Applicable		
SCL Installation of Instrumentation Records	Not Applicable		
SCL RESS	Not Applicable		
SCL Action Plan	Not Applicable		
SCL ITP Deliverable Records Package: Primary Lining	Not Applicable		
SCL ITP Deliverable Records Package: Secondary Lining (including	Not Applicable		
<b>5 SECTION IS NO LONGER REQUIRED</b>			



# CROSSRAIL CENTRAL SECTION

## SUB\*/CONSTRUCTION CERTIFICATE Part 2 of 2 or PACKAGE LISTING

Contract Deliverable No. SUB CONSTRUCTION NO: C435-BFK-C-CER-M123-50204 REV 1.0  
Part 2 of 2

Name and location of element of construction:  
BFB SUB Package 7 - Platform Reinstatement

Precise limits covered by this package (including temporary works left in place):  
**Barbican Platform Reinstatement Works Above SSL, including Blockwork and Drainage Installation**

THE FOLLOWING DOCUMENTS/RECORDS ARE SPECIFIC TO THESE WORKS		DO NOT DELETE "NOT APPLICABLE" ITEMS	
Document Title	Document Number	Revision	
<b>6 OPERATION AND MAINTENANCE DELIVERABLE RECORDS</b>			
Deliverable O&M Records relevant to the Construction Certificate Package required by: Part 13 of the Works Information Volume 2B			
Maintenance Records - Plant & Equipment	Not Applicable		
Operation & Maintenance Manuals	Not Applicable		
Records of Modifications made to the Completed Infrastructure or Installed Equipment	Not Applicable		
Records of Failures, Faults and Incidents	Not Applicable		
<b>7 OUTSTANDING DOCUMENTATION &amp; RECORDS</b>			
Documents or records that have not been submitted or accepted but do not prevent the sign-off of the package. Add to Punchworks.			
Health and Safety File as defined in the Handover Information Package	C435-BFK-Z7-RGN-M123-50041		
Hand-over Punchwork / Defects Lists			
BFB 7 Platform reinstatement package outstanding works	C435-PWK-01817		
LU LONO Barbican Platform 3 Reinstatement Works	C435-LU-A-CIL-M123-50006		
MEP - STW - Outstanding Works of Sub-Construction Certificates related to permanent MEP Systems	C435-PWK-00266		
Outstanding Redlines:			
<b>ELECTRICAL</b>			
General Arrangement Plan - Electrical & Fire Alarm Layout Platform Level - Platforms 2 & 3	C435-BFK-E-DDA-M123_3-26507		
Barbican Station - Platform Details	C435-BFK-E-DDD-M123_Z-26202		
Outstanding As-Built Drawings:			
<b>ARCHITECTURAL</b>			
Barbican Station Platform Reinstatement - General Arrangement Plan Platform Level - Platform 2 and 3	C435-BFK-A-DDA-M123_3-26060		
Barbican Station Platform Reinstatement - General Arrangement Plan (1 of 2), Platform Level - Platforms 2 and 3	C435-BFK-A-DDA-M123_3-26061		
Barbican Station Platform Reinstatement - General Arrangement Plan (2 of 2), Platform Level - Platform 2 and 3	C435-BFK-A-DDA-M123_3-26062		
Barbican Station Platform Reinstatement - General Arrangement Plan (1 of 2) - Setting Out	C435-BFK-A-DDA-M123_3-26063		
Barbican Station Platform Reinstatement - General Arrangement Plan (2 of 2) - Setting Out	C435-BFK-A-DDA-M123_3-26064		
Barbican Station Platform Reinstatement General Arrangement Section A-A	C435-BFK-A-DDB-M123_Z-25017		
Barbican Station Platform Reinstatement - General Arrangement Section B-B	C435-BFK-A-DDB-M123_Z-25018		
Barbican Platform Reinstatement - General Arrangement Section C-C	C435-BFK-A-DDB-M123_Z-25019		
Barbican Station Platform Reinstatement - Platform 3 Elevation	C435-BFK-A-DDC-M123_3-25929		
Barbican Station Platform Reinstatement Platform Section Details 1 and 2 - (Sheet 1 of 3)	C435-BFK-A-DDD-M123_3-25100		
Barbican Station Platform Reinstatement Platform Section Details 1 and 2 - (Sheet 2 of 3)	C435-BFK-A-DDD-M123_3-25101		
Barbican Station Platform Reinstatement Platform Section Details 1 and 2 - (Sheet 3 of 3)	C435-BFK-A-DDD-M123_3-25102		
Barbican Station Platform Reinstatement Architectural Specifications	C435-BFK-A-DDD-M123_3-25103		
Barbican Station Platform Reinstatement Platform Edge Mesh Balustrade Details	C435-BFK-A-DDD-M123_Z-25176		
<b>ELECTRICAL</b>			
General Arrangement Plan - Electrical & Fire Alarm Layout Platform Level - Platforms 2 & 3	C435-BFK-E-DDA-M123_3-26507		
Barbican Station - Platform Details	C435-BFK-E-DDD-M123_Z-26202		
<b>STRUCTURAL</b>			
Barbican Station Platform Reinstatement G.A Plan Showing Demolition Works Platform Level	C435-BFK-S-DDA-M123_3-41200		
Barbican Station Reinstatement General Arrangement Plan - Platform 2 & 3 Existing Foundation Underpinning Layout	C435-BFK-S-DDA-M123_3-41210		
Barbican Station Reinstatement Platform 2 & 3 Existing Foundation Underpinning Layout (1 of 2)	C435-BFK-S-DDA-M123_3-41211		
Barbican Station Reinstatement Platform 2 & 3 Existing Foundation Underpinning Layout (2 of 2)	C435-BFK-S-DDA-M123_3-41212		
Barbican Station Reinstatement General Arrangement Plan Platform 2 & 3 Foundation Layout	C435-BFK-S-DDA-M123_3-41220		
Barbican Station Reinstatement Platform 2 & 3 Foundation Layout (1 of 2)	C435-BFK-S-DDA-M123_3-41221		
Barbican Station Reinstatement Platform 2 & 3 Foundation Layout (2 of 2)	C435-BFK-S-DDA-M123_3-41222		
Barbican Station Reinstatement General Arrangement Plan - Platform 2 & 3 Platform Level Layout	C435-BFK-S-DDA-M123_3-41230		
Barbican Station Reinstatement Platform 2 & 3 Platform Level Layout (1 of 2)	C435-BFK-S-DDA-M123_3-41231		
Barbican Station Reinstatement Platform 2 & 3 Platform Level Layout (2 of 2)	C435-BFK-S-DDA-M123_3-41232		
Barbican Station Reinstatement General Arrangement Plan - Platform 2 & 3 Drainage Layout - Platform Level	C435-BFK-S-DDA-M123_3-41240		
Barbican Station Reinstatement Platform 2 & 3 Drainage Layout Platform Level (1 of 2)	C435-BFK-S-DDA-M123_3-41241		





**CROSSRAIL CENTRAL SECTION**  
**SUB\*/CONSTRUCTION CERTIFICATE Part 2 of 2 or**  
**PACKAGE LISTING**

Contract Deliverable No. SUB CONSTRUCTION NO: C435-BFK-C-CER-M123-50204 REV 1.0  
 Part 2 of 2

Name and location of element of construction:  
**BFB SUB Package 7 - Platform Reinstatement**

Precise limits covered by this package (including temporary works left in place):  
**Barbican Platform Reinstatement Works Above SSL, including Blockwork and Drainage Installation**

THE FOLLOWING DOCUMENTS/RECORDS ARE SPECIFIC TO THESE WORKS		DO NOT DELETE "NOT APPLICABLE" ITEMS	
Document Title	Document Number	Revision	
Barbican Station Reinstatement Platform 2 & 3 Drainage Layout Platform Level (2 of 2)	C435-BFK-S-DDA-M123_3-41242		
Barbican Station Reinstatement General Arrangement Plan - Platform 2 & 3 Setting Out C435	C435-BFK-S-DDA-M123_3-41250		
Barbican Station Reinstatement Platform 2 & 3 Setting Out (1 of 2) C435	C435-BFK-S-DDA-M123_3-41251		
Barbican Station Reinstatement Platform 2 & 3 Setting Out (2 of 2) C435	C435-BFK-S-DDA-M123_3-41252		
Barbican Station Reinstatement, Platform 2 & 3, Slab Reinforcement Plan & Details, C435	C435-BFK-S-DDA-M123_3-41260		
Barbican Station Platform Reinstatement, GA Plan Showing Demolition Works Platform 2 and 3	C435-BFK-S-DDA-M123_Z-40020		
Barbican Station Platform Reinstatement General Notes Sheet 1	C435-BFK-S-DDD-M123_Z-40050		
Barbican Station Reinstatement - Existing Foundation Underpinning Layout	C435-BFK-S-DDA-M123_Z-41200		
Barbican Station Reinstatement - Foundation Layout - Sheet 1 of 2	C435-BFK-S-DDA-M123_Z-41201		
Barbican Station Reinstatement - Foundation Layout - Sheet 2 of 2	C435-BFK-S-DDA-M123_Z-41202		
Barbican Station Reinstatement - Platform Level Layout - Sheet 1 of 2	C435-BFK-S-DDA-M123_Z-41203		
Barbican Station Reinstatement - Platform Level Layout - Sheet 2 of 2	C435-BFK-S-DDA-M123_Z-41204		
Barbican Station Reinstatement Platforms 2 & 3 Platform Sections - Sheet 1 of 2	C435-BFK-S-DDB-M123_Z-41201		
Barbican Station Reinstatement Platforms 2 & 3 Platform Sections - Sheet 2 of 2	C435-BFK-S-DDB-M123_Z-41202		
Barbican Station Reinstatement - Platform Sections	C435-BFK-S-DDB-M123_Z-42201		
Barbican Station Reinstatement Platforms 2 & 3 Details	C435-BFK-S-DDD-M123_Z-41200		
Barbican Station Reinstatement, Platforms 2 & 3, Details - Sheet 2, C435	C435-BFK-S-DDD-M123_Z-41201		
Barbican Station Reinstatement Platforms 2 & 3 Drainage Details	C435-BFK-S-DDD-M123_Z-41250		

**CONTRACTOR STATEMENT**

The documents listed in this Package Listing are the Records and Record Drawings relating to the element of construction or installation described above. I / We certify that the Records and Record Drawings listed above in this Package exist and have been input into, and are accessible via, the Project EDMS. All Contractor documents have been checked to assure that a relevant and competent Contractor employee or sub-contractor employee has signed each document, in accordance with our Competency Management Plan

Signed Certificate Package Prepared by: [Redacted] Signed Checked by: [Redacted]

Name: [Redacted] Name: [Redacted]

Signed Contractor Quality Manager: [Redacted]

Name: [Redacted] Date: 08/07/19

**Supervisor's Statement**

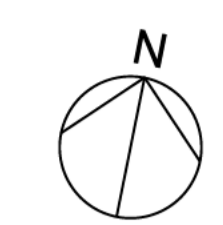
I accept that this Package Listing has been populated and the Contractor Review Statement above is signed by a Competent Individual in accordance with the Contractor's Competency Management Plan, and Outstanding Works / Defects have been identified in accordance with the Punchwork References as noted in Section 7 above [strikeout and note NOT APPLICABLE if necessary]

Signed CRL First Reviewer: [Redacted]

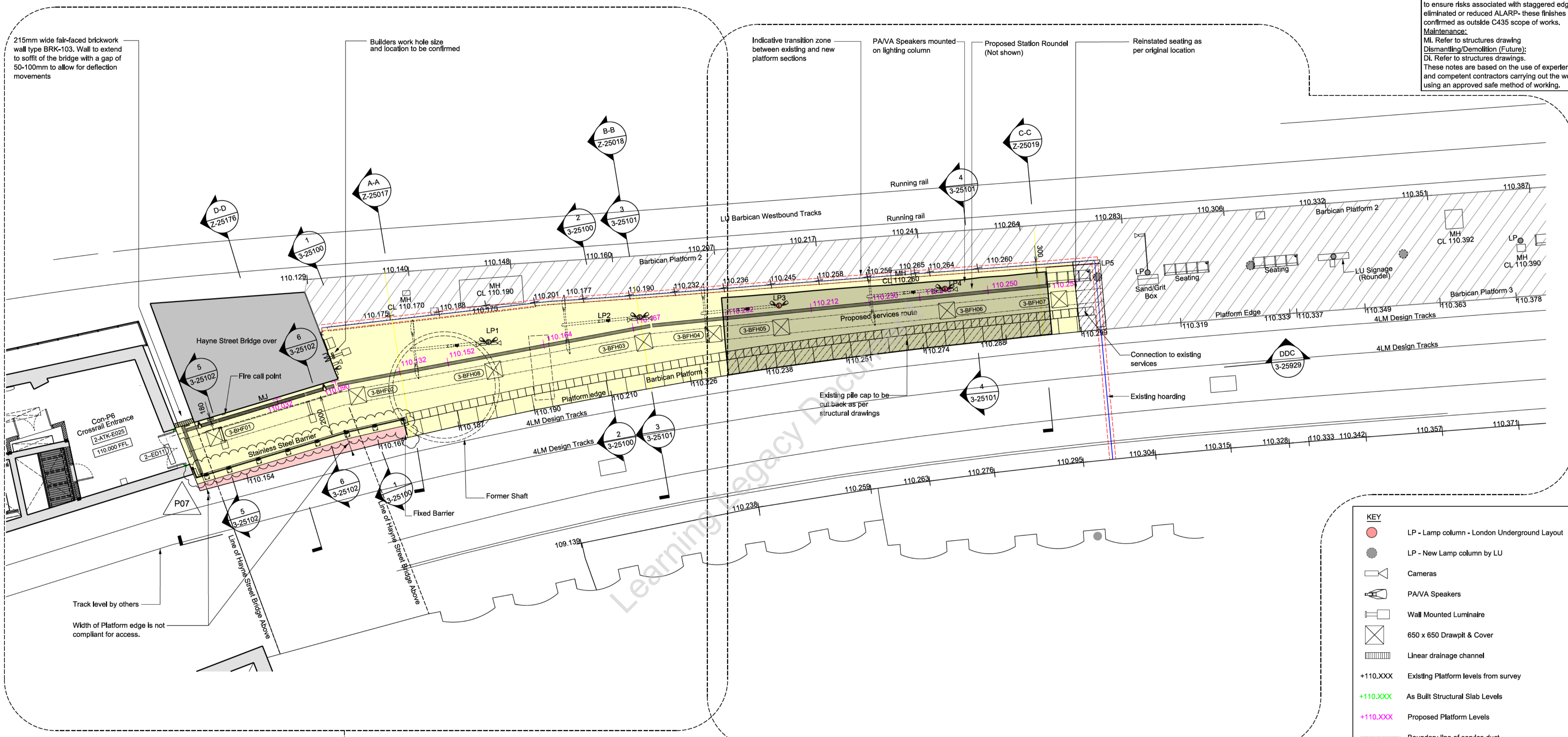
Name: [Redacted] Date: 08/07/2019

Signed PFE / Supervisor's Representative: [Redacted]

Name: [Redacted] Date: 8/7/19



**Safety, Health and Environmental Information**  
 Notes below are additional to hazards/risks normally associated with this type of work:  
**Construction:**  
 Cl. Refer to structures drawings.  
**Operations:**  
 Cl. Platform edge area adjacent to barrier under bridge is not accessible for stabling or operations or emergency access.  
 London Underground to determine train stopping positions and ensure safe access and egress routes.  
 Cl. London Underground to complete safety assessment to determine platform edge finishes and mitigations in vicinity of existing pile-cap on platform 3 to ensure risks associated with staggered edge are eliminated or reduced ALARP- these finishes are confirmed as outside C435 scope of works.  
**Maintenance:**  
 MI. Refer to structures drawing  
 Dismantling/Demolition (Future):  
 DI. Refer to structures drawings.  
 These notes are based on the use of experienced and competent contractors carrying out the work using an approved safe method of working.



215mm wide fair-faced brickwork wall type BRK-103. Wall to extend to soffit of the bridge with a gap of 50-100mm to allow for deflection movements

Builders work hole size and location to be confirmed

Indicative transition zone between existing and new platform sections

PAVA Speakers mounted on lighting column

Proposed Station Roundel (Not shown)

Reinstated seating as per original location

Hayne Street Bridge over  
 Fire call point  
 MJ

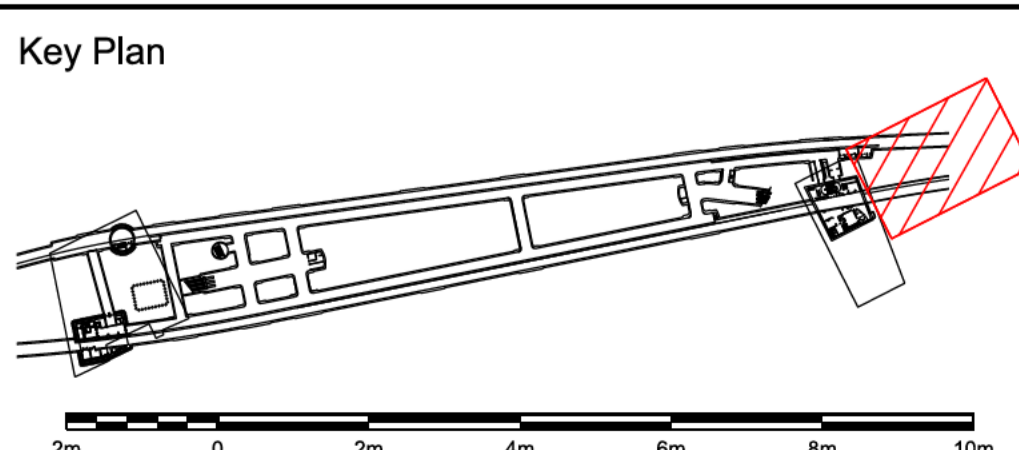
Con-P6  
 Crossrail Entrance  
 2-ATK-E025  
 110.000 FFL

Track level by others  
 Width of Platform edge is not compliant for access.

- KEY**
- LP - Lamp column - London Underground Layout
  - LP - New Lamp column by LU
  - Cameras
  - PAVA Speakers
  - Wall Mounted Luminaire
  - 650 x 650 Drawpit & Cover
  - Linear drainage channel
  - +110.XXX Existing Platform levels from survey
  - +110.XXX As Built Structural Slab Levels
  - +110.XXX Proposed Platform Levels
  - Boundary line of service duct.
  - Existing Construction Hoarding Line
  - Area of Platform Reinstatement
  - Area of New In-Situ Structural Slab
  - Existing Platform Area Outside Platform Reinstatement
  - In-situ Concrete Finish
  - 25mm Wide Movement Joint
  - 3-BFHXX Access Hatch Number

'This drawing is to be read in conjunction with all related drawings. Do not scale from this drawing. All dimensions must be checked and verified on site before commencing any work or producing shop drawings'. The originator should be notified immediately of any discrepancy.'

**Notes**  
 1. This drawing to be read in conjunction with the following Structural and Electrical Services drawings:  
 1. cont'd  
 2. For setting out details refer to Architectural drawings: C435-BFK-A-DDA-M123\_Z-26063 and C435-BFK-A-DDA-M123\_Z-26064  
 3. Horizontal platform edge alignment based on BFK survey (subject to confirmation by Crossrail).  
 4. Vertical levels of platform based on BFK Survey of existing platform received from BFK.  
 5. It is understood that Platform 3 will not be used for passenger alignment.  
 6. Inverted clouds denote elements of scope excluded from scope of submission.  
 7. Levels along platform edge have been interpolated from BFK survey (as shown on drawings C435-BFK-A-DDA-M123\_3-26061 and C435-BFK-A-DDA-M123\_3-26062



**Crossrail Limited**  
 25 Canada Square  
 Canary Wharf  
 London  
 E14 5LQ

Contract: Farringdon Station (Construction)  
 Originator: BAM Ferrovial Kier Joint Venture  
 Location: Farringdon Stn

Title: Barbican Station Platform Reinstatement  
 General Arrangement Plan  
 Platform Level - Platform 2 and 3

By: LBAUCKHAM  
 Chk: AKASUJIA2  
 App: K.DAVIS  
 Auth: ---

Scale: 1:100@ A1  
 Drawing and CAD file No: C435-BFK-A-DDA-M123\_3-26060  
 Rev: P07  
 Suitability: S4

Copy Approved for Design - Created: 05-SEP-2018

RESTRICTED